

Yu ISSN 0350-2708

UDK 514/539

**THEORETICAL  
AND  
APPLIED  
MECHANICS**

**Volume 26**

**Yugoslav Society of Mechanics**

**BELGRADE 2001**

**THEORETICAL AND APPLIED MECHANICS**  
*An International Journal*

**Editors-in-Chief:**

**Teodor Atanasković**  
Department of Mechanics  
Faculty of Technical Sciences  
University of Novi Sad  
Trg Dositeja Obradovica 6  
21000 Novi Sad, Yugoslavia

**Dorđe Đukić**  
Department of Mechanics  
Faculty of Technical Sciences  
University of Novi Sad  
Trg Dositeja Obradovica 6  
21000 Novi Sad, Yugoslavia

**Editorial Board:**

**Ranisav Bulatović**  
Mechanical Engineering  
Podgorica, Yugoslavia

**Livija Cvetičanin**  
Secretary of Editorial Board  
Faculty of Technical Sciences  
Novi Sad, Yugoslavia

**Vladan Đorđević**  
Mechanical Engineering  
Beograd, Yugoslavia

**Nikola Hajdin**  
Civil Engineering  
Beograd, Yugoslavia

**Jovo Jarić**  
Mathematical Faculty  
Beograd, Yugoslavia

**Antony Kounadis**  
National Technical  
University of Athens  
Athens, Greece

**Milan Mićunović**  
Mechanical Engineering  
Kragujevac, Yugoslavia

**Ingo Müller**  
Technical University  
Berlin, Germany

**Ian Murdoch**  
University of Strathclyde  
Strathclyde, Scotland

**Miodrag Sekulović**  
Civil Engineering  
Beograd, Yugoslavia

**Alexander Seyranian**  
Lomonosov State University  
Moscow, Russia

**Božidar Vujanović**  
Faculty of Technical Sciences  
Novi Sad, Yugoslavia

Published by Yugoslav Society of Mechanics, Belgrade  
Sponsored by Serbian Ministry of Science and Technology

This issue of the **Theoretical and Applied Mechanics** was edited by Vladan Đorđević and Milan Mićunović.

# THEORETICAL AND APPLIED MECHANICS

*An International Journal*

## Aims and Scope

The Theoretical and Applied Mechanics is aimed to publish contributions from all fields of theoretical and applied mechanics including experimental contributions. Contributions from the field of Control Theory and Thermodynamics, including Heat and Mass Transfer, are welcomed. The authors must secure the rights of reproduction of any material that has previously been published elsewhere.

## Instructions for the Authors

### 1. Submission of the paper

Authors who wish to have papers published in TAM should send two copies of the manuscript (Format A4) including tables and figures on separate sheets to one of the Chief Editors (for addresses see the inside cover page). Authors are encouraged, also to provide a 3.5 inch diskette prepared using typesetting system ( $\LaTeX$  by MikTeX or SCIENTIFIC WORD version 2.5, preferable style is Standard LaTeX Article, for your convenience consult <http://www.tcisoft.com/tcisoft.html>). Instead of diskette articles could be submitted by electronic mail as MIME attachment on the following address [djukic@uns.ns.ac.yu](mailto:djukic@uns.ns.ac.yu).

### 2. Preparation of the manuscript

**General:** The manuscripts should be in English and typed with double spacing on a single side of a A4 paper. The first page should contain: (1) short title, (2) all the names of the author(s), (3) an abstract of approximately 100 words. The paper should be concluded by proper conclusions which reflect the findings in the paper. The editors will provide an abstract in Serbian language for each paper. The authors are responsible for proper spelling, punctuation and grammar. At the end of the paper the authors should provide names and addresses, together with a possible e-mail address, for correspondence.

**Tables and figures:** Tables and figures should be submitted on separate sheets and headed with short title. They should be refereed in the text as Fig.1, Table 2, etc. Originally drawn figures and glossy prints of photographs should be provided in form suitable for photographic reproduction and reduction. A separate list of captions for illustrations should be provided at the end of the manuscript.

**References:** References to the published literature should be as follows:

*Book*

- [1] B.D.Vujanovic and S.E.Jones, Variational methods in non-conservative phenomena, Academic Press, Boston, 1988.

*Journal*

- [2] E.Reissner, On one-dimensional finite strain beam theory: the plane problem, J.Appl.Math.Phys. (ZAMP), 23, (1972), 795-804.

*Proceedings*

- [3] J.Smith and H.Jonson, Waves and turbulence, In Proc.Euromech.Symp.On Fluid Mechanics, ed.H.Schmidt, Gauthier-Villars, Paris,(1993), 34-37.

### 3. Proofs

Proofs will be sent to the corresponding author to correct any typesetting errors to the original manuscript. The author is requested to send the proofs back within two days.

### 4. Copyright

Submission of an article to TAM implies that it presents the original and unpublished work, and not under consideration for publication elsewhere. On acceptance of a manuscript submitted, the copyright hereof is transferred to the publisher.

**THEORETICAL AND APPLIED MECHANICS**  
**TEORIJSKA I PRIMENJENA MEHANIKA**  
**2001 Vol. 26**

S.Chakraborty	MHD flow and heat transfer of a dusty viscoelastic stratified fluid down an inclined channel in porous medium under variable viscosity.....	1
V.Saljnikov B.Obrović S.Savić	Ionized gas flow in the boundary layer for different forms of the electroconductivity variation law.....	15
R.Ašković	Impulsive ascension of spherical deforming gas bubbles in a viscous liquid at large Reynolds numbers.....	33
G.Mohanty S.K.Sahu	Bianchi type I homogeneous anisotropic cosmological models with perfect fluid.....	59
G.Mohanty B.Mishra	Dissipation of general viscous fluid distribution in Einstein and Barber theories.....	71
D.Radojević	Two examples of pure radiation fields.....	83
J.P.Jarić D.S.Kuzmanović	On the elasticity tensor of third order .....	91
M.Mićunović	On viscoplasticity of ferromagnetics.....	107
R.M.Bulatović	Condition for instability of conservative gyroscopic systems.....	127
A.P.Seyranian O.N.Kirillov	Bifurcation diagrams and stability boundaries of circulatory systems.....	135
A.Bakša	The Hamiltonian principle in the theory of elasticity	169

**YUGOSLAV SOCIETY OF MECHANICS**  
**JUGOSLOVENSKO DRUŠTVO ZA MEHANIKU**

# **Ionized gas flow in the boundary layer for different forms of the electroconductivity variation law**

**Viktor Saljnikov, Branko Obrovic, Slobodan Savic**

Submitted 7 April, 2000

## **Abstract**

Ionized gas flow for different forms of the law of its electroconductivity variation is studied in this paper. At first, it was considered that the gas electroconductivity was determined by the law  $\sigma = \sigma(x)$ . Then, under the influence of MHD, it is accepted that the electroconductivity variation law is determined by the expression  $\sigma = \sigma_0(1 - u/u_e)$ . At the end, ionized gas flow is studied in the case when the electroconductivity of the gas is a function of the longitudinal velocity gradient. For all these cases boundary layer equations are, by means of suitable transformations, brought to a generalized form. The obtained universal equations are numerically solved in the so-called three parametric approximation. Based on the obtained solutions, behaviour of physical values and boundary layer characteristics are graphically presented. Conclusions are drawn about the influence of certain parameters on distribution of physical values in the boundary layer.

## **1 Introductory studies, starting equations**

In MHD boundary layer theory, different problems of a body within conductive, incompressible fluid are studied in details (by application

of the general similarity method). In the studies considering this field, [1, 2, 7], flow problems in the cases when the external magnetic field is perpendicular to the contour of the body are solved. Here, the fluid electroconductivity is either constant or different forms of the electroconductivity variation law [7] are used. In these mentioned (and other) studies, the importance of electroconductivity variation for practical usage, as well as for theory and methodology, is stressed.

In that sense, this paper studies ionized gas flow in the boundary layer at the body of any shape for several different possible forms of the law of its electroconductivity variation. Since we do not know the exact form of the electroconductivity variation law of the gas, by analogy with the electroconductive liquid, different electroconductivity variation laws of the ionized gas are suggested in this paper. They have the form of the following expressions:

$$\begin{aligned}
 (a) \quad & \sigma = \sigma(x), \\
 (b) \quad & \sigma = \sigma_0(1 - u/u_e), \\
 (c) \quad & \sigma = \sigma_0 \frac{v_0}{u_e^2} \frac{\partial u}{\partial y}, \quad (\sigma_0, v_0 = \text{const}).
 \end{aligned}
 \tag{1}$$

As it is seen in the given presumed laws, the ionized gas electroconductivity is: a function only of the longitudinal coordinate  $x$  (the expression 1a), a function of the velocities ratio (the case 1b), or a function of the longitudinal velocity gradient (1c). Based on the laws (1b) and (1c), it is concluded that in these cases the ionized gas electroconductivity disappears at the outer edge of the boundary layer (for which  $u = u_e(x)$  and  $\partial u/\partial y = 0$ ), that is,  $\sigma = \sigma_e = 0$  at this boundary.

Due to ionizations, under the influence of the outer magnetic field  $B_m = B_m(x)$ , an electric stream appears in the gas. Because of this, Lorentz force and Joule's heat appear. Due to these two effects new terms [4] appear in the corresponding boundary layer equations, which is not the case with the homogenous gas.

If, by the usual procedure we exclude the pressure from the starting boundary layer equations [4], the equations of the steady plane laminar boundary layer, for small values of magnetic Reynolds number and under the conditions of the so-called balanced ionization, have the

following form:

$$\frac{\partial}{\partial x}(\rho u) + \frac{\partial}{\partial y}(\rho v) = 0.$$

$$\rho u \frac{\partial u}{\partial x} + \rho v \frac{\partial u}{\partial y} = \rho_e u_e \frac{du_e}{dx} + \frac{\partial}{\partial y} \left( \mu \frac{\partial u}{\partial y} \right) \underline{-\sigma B_m^2 u},$$

$$\rho u \frac{\partial h}{\partial x} + \rho v \frac{\partial h}{\partial y} = -\rho_e u_e \frac{du_e}{dx} + \mu \left( \frac{\partial u}{\partial y} \right)^2 + \frac{\partial}{\partial y} \left( \frac{\mu}{Pr} \frac{\partial h}{\partial y} \right) \underline{+\sigma B_m^2 u^2}; \quad (2)$$

$$y = 0 : \quad u = v = 0, \quad h = h_w,$$

$$y \rightarrow \infty : \quad u \rightarrow u_e(x), \quad h \rightarrow h_e(x).$$

In these equations as well as in the corresponding boundary conditions, symbols common in the boundary layer theory have been used for certain physical values. So, we have the following symbols:  $u(x, y)$  - longitudinal projection of velocity in the boundary layer,  $v(x, y)$  - transversal projection,  $\rho$  - density,  $p$  - pressure,  $h(x, y)$  - ionized gas enthalpy,  $\mu$  - dynamic viscosity and  $Pr$  - Prandtl number. The indices represent:  $e$  - conditions at the outer edge of the boundary layer,  $w$  - values at the wall of the body within fluid and  $o$  - constant physical values.

Here, the term  $\sigma B_m^2 u$  represents already mentioned Lorentz force, and the term  $\sigma B_m^2 u^2$  represents Joule's heat. Since the ionized gas electroconductivity  $\sigma$  appears only in these terms, they are different for different forms of the electroconductivity variation law (1). Therefore, these terms are underlined in the equations (2). The boundary layer equations (2) correspond to the electroconductivity variation laws (1 b) and (1 c). In the case when  $\sigma = \sigma(x)$ , the underlined terms have these forms in the dynamic and energy equation:

$$(a) \quad \underline{+\sigma B_m^2 (u_e - u)}, \quad \underline{+\sigma B_m^2 (u^2 - uu_e)}. \quad (2')$$

## 2 Transformations of the variables

For solving the differential equation systems (2) and (2'), the general similarity method [6] has been used.

Unlike other methods [8], parametric methods of solution of boundary layer equations, of compressible as well as of incompressible fluid, are based on the introduction of the corresponding sets of parameters. These parameters, as it is known, represent so-called, similarity parameters and play a role of new independent variables. Depending on the flow problem, these parameters may be dynamic, thermodynamic or diffusional or magnetic. However, the introduction of the similarity parameters is based on the application of the momentum equation. In order for the momentum equation of the considered ionized gas flow problem, to have the simplest form, new purposeful variables  $s, z$  and the stream function  $\psi(s, z)$  are introduced in the form of these relations:

$$s(x) = \frac{1}{\rho_0 \mu_0} \int_0^x \rho_w \mu_w dx, \quad z(x, y) = \frac{1}{\rho_0} \int_0^y \rho dy, \quad (3)$$

$$u = \frac{\partial \psi}{\partial z}, \quad \tilde{v} = \frac{\rho_0 \mu_0}{\rho_w \mu_w} \left( u \frac{\partial z}{\partial x} + v \frac{\rho}{\rho_0} \right) = -\frac{\partial \psi}{\partial s}.$$

They are also introduced with similar flow problems [5].

By means of newly introduced transformations (3), the boundary layer equation system (2) comes down to:

$$\begin{aligned} \frac{\partial \psi}{\partial z} \frac{\partial^2 \psi}{\partial s \partial z} - \frac{\partial \psi}{\partial s} \frac{\partial^2 \psi}{\partial z^2} &= \frac{\rho_e}{\rho} u_e \frac{du_e}{ds} + v_0 \frac{\partial}{\partial z} \left( Q \frac{\partial^2 \psi}{\partial z^2} \right) - \frac{\rho_0 \mu_0}{\rho_w \mu_w} \frac{\sigma B_m^2}{\rho} \frac{\partial \psi}{\partial z}, \\ \frac{\partial \psi}{\partial z} \frac{\partial h}{\partial s} - \frac{\partial \psi}{\partial s} \frac{\partial h}{\partial z} &= -\frac{\rho_e}{\rho} u_e \frac{du_e}{ds} \frac{\partial \psi}{\partial z} + v_0 Q \left( \frac{\partial^2 \psi}{\partial z^2} \right)^2 + \\ &+ v_0 \frac{\partial}{\partial z} \left( \frac{Q}{\text{Pr}} \frac{\partial h}{\partial z} \right) + \frac{\rho_0 \mu_0}{\rho_w \mu_w} \frac{\sigma B_m^2}{\rho} \left( \frac{\partial \psi}{\partial z} \right)^2; \end{aligned} \quad (4)$$



$$\begin{aligned}
 z = 0 : \quad \psi &= \frac{\partial \psi}{\partial z} = 0, & h &= h_w, \\
 z \rightarrow \infty : \quad \frac{\partial \psi}{\partial z} &\rightarrow u_e(s), & h &\rightarrow h_e(s).
 \end{aligned}$$

In the obtained equations (4) the non-dimensional function  $Q$  and Prandtl number  $Pr$  are determined by the expressions:

$$Q = \frac{\rho \mu}{\rho_w \mu_w}; \quad Pr = \frac{\mu c_p}{\lambda} \quad (5)$$

The obtained equations (4) are applied in the cases of ionized gas electroconductivity variation (1 b) and (1 c). If the electroconductivity variation law is determined by the relatively more generalized expression (1 a), then, after the introduction of the transformations (3), we obtain equations which differ from the obtained only for the underlined terms. Then these terms are:

$$\begin{aligned}
 &+ \frac{\rho_0 \mu_0}{\rho_w \mu_w} \frac{\sigma B_m^2}{\rho} \left( u_e - \frac{\partial \psi}{\partial z} \right); \\
 (a) \quad &\underline{+ \frac{\rho_0 \mu_0}{\rho_w \mu_w} \frac{\sigma B_m^2}{\rho} \left[ \left( \frac{\partial \psi}{\partial z} \right)^2 - u_e \frac{\partial \psi}{\partial z} \right]}.
 \end{aligned} \quad (4')$$

Using the variables (3), by the usual procedure of integration of the dynamic equation with respect to the transversal coordinate within the boundary layer, the corresponding momentum equation can be easily derived. This equation has the same form for all three forms of electroconductivity variation law (1) of the ionized gas, and it is:

$$\frac{dZ^{**}}{ds} = \frac{F_m}{u_e} \quad (6)$$

However, in each of these cases the characteristic boundary layer universal function  $F_m$  has a different form:

$$\begin{aligned}
 (a) \quad F_m &= 2[\zeta - (2 + H)f] - 2H_1 g \\
 (b) \quad F_m &= 2[\zeta - (2 + H)f] + 2H_1 g \\
 (c) \quad F_m &= 2[\zeta - (2 + H)f] + g
 \end{aligned} \quad (7)$$

In obtaining the momentum equation, in further studies we introduce: the parameter of the form  $f$ , the magnetic parameter  $g$ , the non-dimensional friction function  $\zeta$ , the conditional displacement thickness  $\Delta^*$ , the conditional momentum loss thickness  $\Delta^{**}$ , the conditional thicknesses  $\Delta_1^*$  and  $\Delta_1^{**}$ , as well as other physical and characteristic values of the boundary layer. They are denoted in the usual way and they are:

$$Z^{**} = \frac{\Delta^{**2}}{v_0}, \quad f(s) = u'_e Z^{**}, \quad \zeta(s) = \left[ \frac{\partial(u/u_e)}{\partial(z/\Delta^{**})} \right]_{z=0}, \quad H = \frac{\Delta^*}{\Delta^{**}},$$

$$\Delta^*(s) = \int_0^\infty \left( \frac{\rho_e}{\rho} - \frac{u}{u_e} \right) dz, \quad \Delta^{**}(s) = \int_0^\infty \frac{u}{u_e} \left( 1 - \frac{u}{u_e} \right) dz,$$

$$\Delta_1^*(s) = \int_0^\infty \frac{\rho_e}{\rho} \left( 1 - \frac{u}{u_e} \right) dz, \quad \Delta_1^{**}(s) = \int_0^\infty \frac{u}{u_e} \left( 1 - \frac{u}{u_e} \right) \frac{\rho_e}{\rho} dz, \quad (8)$$

$$(a) \quad H_1 = \frac{\Delta_1^*}{\Delta^{**}}, \quad N_\sigma = \frac{\rho_0 \mu_0}{\rho_w \mu_w} \frac{\sigma B_m^2}{\rho_e}, \quad g(s) = N_\sigma Z^{**},$$

$$(b) \quad H_1 = \frac{\Delta_1^{**}}{\Delta^{**}}, \quad N_\sigma = \frac{\rho_0 \mu_0}{\rho_w \mu_w} \frac{\sigma B_m^2}{\rho_e}, \quad g(s) = N_\sigma Z^{**},$$

$$(c) \quad N_\sigma = \frac{\rho_0 \mu_0}{\rho_w \mu_w} \frac{\sigma B_m^2}{\rho_0}, \quad g(s) = N_\sigma \frac{\Delta^{**}}{u_e} = u_e^{-1} N_\sigma v_0^{1/2} Z^{**1/2},$$

For further studies of the ionized gas problem, another transformation of variables is used. It is also used with electroconductive liquid. As a matter of fact, new variables, like Saljnikov's, are introduced in the form of:

$$s = s, \quad \eta(s, z) = \frac{u_e^{b/2}}{K(s)} z,$$

$$\phi(s, \eta) = \frac{\psi(s, z)}{u_e^{1-b/2} K(s)}, \quad \bar{h}(s, \eta) = \frac{h(s, z)}{h_1}, \quad (9)$$

$$K(s) = \left( av_0 \int_0^s u_e^{b-1} ds \right)^{1/2}, \quad h_1 = \frac{u_e^2}{2} + h_e = \text{const.};$$

in which  $\phi(s, \eta)$  represents the newly introduced stream function,  $\bar{h}$  stands for the non-dimensional enthalpy, while  $a$  and  $b$  are arbitrary constants. Using the newly introduced transformations (9), some characteristic values (8) of the boundary layer can be written in the form:

$$\zeta = B \left( \frac{\partial^2 \phi}{\partial \eta^2} \right)_{\eta=0}, \quad H = \frac{A}{B},$$

$$A = \int_0^\infty \left( \frac{\rho_e}{\rho} - \frac{\partial \phi}{\partial \eta} \right) d\eta, \quad B = \int_0^\infty \frac{\partial \phi}{\partial \eta} \left( 1 - \frac{\partial \phi}{\partial \eta} \right) d\eta, \quad (10)$$

$$(a) \quad H_1 = \frac{A_1}{B}, \quad A_1 = \int_0^\infty \frac{\rho_e}{\rho} \left( 1 - \frac{\partial \phi}{\partial \eta} \right) d\eta,$$

$$(b) \quad H_1 = \frac{A_1}{B}, \quad A_1 = \int_0^\infty \frac{\partial \phi}{\partial \eta} \left( 1 - \frac{\partial \phi}{\partial \eta} \right) \frac{\rho_e}{\rho} d\eta.$$

### 3 Generalized equations of ionized gas boundary layer

Using the newly introduced transformations (9), the equation system (4) i.e. (4') can be, after complicated transformation, brought to a new form in which there will still be the outer velocity  $u_e(s)$  and the magnetic field power  $B_m(s)$ . In order for the equation system to be explicitly independent from these values, which characterize each concrete problem, it is necessary, just like with MHD, to introduce two sets of parameters.

As with ionized gas flow problems, it has been proven that the sets of dynamic and magnetic parameters should have the following form:

$$(a, b) \quad \begin{aligned} \kappa &= f_0 = u_e^2/2h_1, \quad f_k = u_e^{k-1}u_e^{(k)}Z^{**k}, \\ g_k &= u_e^{k-1}N_\sigma^{(k-1)}Z^{**k}, \end{aligned} \quad (11)$$

$$(c) \quad \begin{aligned} \kappa &= f_0 = u_e^2/2h_1, \quad f_k = u_e^{k-1}u_e^{(k)}Z^{**k}, \\ g_k &= u_e^{k-2}N_\sigma^{(k-1)}v_0^{1/2}Z^{**k-1/2}, \end{aligned}$$

$$(k = 1, 2, 3, \dots).$$

The first parameters (11) represent the already (8) introduced parameter of the form  $f$  and the magnetic parameter  $g$ , i.e.  $f_1 = f(s)$  and  $g_1 = g(s)$ ; while  $\kappa$  represents the so-called local compressibility parameter. This parameter satisfies the simple differential equation

$$\frac{u_e}{u_e'}f_1\frac{d\kappa}{ds} = 2\kappa f_1 = \theta_0, \quad (12)$$

and it represents a function of the coordinate  $s$ , which is set in advance.

Using the momentum equation of the considered problem, it is relatively easily found, by differentiation of the parameters, that the introduced parameters satisfy recurrent simple differential equations. For all three cases of electroconductivity variation law, these equations are:

$$(a) \quad \begin{aligned} \frac{u_e}{u_e'}f_1f_k' &= [(k-1)f_1 + kF_m]f_k + f_{k+1} = \theta_k, \\ \frac{u_e}{u_e'}f_1g_k' &= [(k-1)f_1 + kF_m]g_k + g_{k+1} = \gamma_k, \end{aligned}$$

$$(b) \quad \begin{aligned} \frac{u_e}{u_e'}f_1f_k' &= [(k-1)f_1 + kF_m]f_k + f_{k+1} = \theta_k, \\ \frac{u_e}{u_e'}f_1g_k' &= [(k-1)f_1 + kF_m]g_k + g_{k+1} = \gamma_k, \end{aligned} \quad (13)$$

$$(c) \quad \begin{aligned} \frac{u_e}{u'_e} f_1 f'_k &= [(k-1)f_1 + kF_m]f_k + f_{k+1} = \theta_k, \\ \frac{u_e}{u'_e} f_1 g'_k &= [(k-2)f_1 + (k-1/2)F_m]g_k + g_{k+1} = \gamma_k, \end{aligned}$$

$$(k = 1, 2, 3, \dots)$$

where, as before, the prim stands for a derivation with respect to  $s$ .

If, from the very beginning, we introduce two sets of parameters (together with the compressibility parameter), equations of ionized gas boundary layer in so-called general similarity variables will be obtained. Because of that, instead of the variables (9) we use the similarity transformations in the following form:

$$s = s, \quad \eta(s, z) = \frac{B(s)}{\Delta^{**}(s)}z,$$

$$\psi(s, z) = \frac{u_e(s)\Delta^{**}(s)}{B(s)}\phi[\eta, \kappa, (f_k), (g_k)], \quad (14)$$

$$h(s, \eta) = h_1 \cdot \bar{h}[\eta; \kappa, (f_k), (g_k)], \quad (k = 1, 2, 3, \dots).$$

With the new transformations, as it is seen, the function  $\phi$  and the non-dimensional enthalpy  $\bar{h}$  are not directly dependent on the longitudinal variable  $s$  but indirectly through the parameters  $\kappa$ ,  $f_k$  and  $g_k$ .

By means of the variables (14) the basic equation system (4) is brought to this form:

$$\begin{aligned} & \frac{\partial}{\partial \eta} \left( Q \frac{\partial^2 \phi}{\partial \eta^2} \right) + \frac{aB^2 + (2-b)f_1}{2B^2} \phi \frac{\partial^2 \phi}{\partial \eta^2} + \frac{f_1}{B^2} \left[ \frac{\rho_e}{\rho} - \left( \frac{\partial \phi}{\partial \eta} \right)^2 \right] - \frac{g_1}{B} \frac{\partial \phi}{\partial \eta} \frac{\partial^2 \phi}{\partial \eta^2} = \\ & = \frac{1}{B^2} \left[ \sum_{k=0}^{\infty} \theta_k \left( \frac{\partial \phi}{\partial \eta} \frac{\partial^2 \phi}{\partial \eta \partial f_k} - \frac{\partial \phi}{\partial f_k} \frac{\partial^2 \phi}{\partial \eta^2} \right) + \sum_{k=1}^{\infty} \gamma_k \left( \frac{\partial \phi}{\partial \eta} \frac{\partial^2 \phi}{\partial \eta \partial g_k} - \frac{\partial \phi}{\partial g_k} \frac{\partial^2 \phi}{\partial \eta^2} \right) \right], \end{aligned}$$

$$\frac{\partial}{\partial \eta} \left( \frac{Q}{Pr} \frac{\partial \bar{h}}{\partial \eta} \right) + \frac{aB^2 + (2-b)f_1}{2B^2} \phi \frac{\partial \bar{h}}{\partial \eta} - \frac{2\kappa f_1 \rho_e}{B^2 \rho} \frac{\partial \phi}{\partial \eta} + 2\kappa Q \left( \frac{\partial^2 \phi}{\partial \eta^2} \right)^2 + \underline{\frac{2\kappa g_1}{B} \left( \frac{\partial \phi}{\partial \eta} \right)^2 \frac{\partial^2 \phi}{\partial \eta^2}} = \quad (15)$$

$$= \frac{1}{B^2} \left[ \sum_{k=0}^{\infty} \theta_k \left( \frac{\partial \phi}{\partial \eta} \frac{\partial \bar{h}}{\partial f_k} - \frac{\partial \phi}{\partial f_k} \frac{\partial \bar{h}}{\partial \eta} \right) + \sum_{k=1}^{\infty} \gamma_k \left( \frac{\partial \phi}{\partial \eta} \frac{\partial \bar{h}}{\partial g_k} - \frac{\partial \phi}{\partial g_k} \frac{\partial \bar{h}}{\partial \eta} \right) \right];$$

$$\eta = 0 : \quad \phi = \frac{\partial \phi}{\partial \eta} = 0, \quad \bar{h} = \bar{h}_w = \text{const.},$$

$$\eta \rightarrow \infty : \quad \frac{\partial \phi}{\partial \eta} \rightarrow 1, \quad \bar{h} \rightarrow \bar{h}_e = 1 - \kappa.$$

Since the distribution of the outer velocity  $u_e(s)$  appears neither in the equation system (15) nor in the corresponding boundary conditions, the equation system (15) is in that sense universal, i.e. generalized. Also, the magnetic field power  $B_m(s)$  does not appear explicitly in the obtained system, but indirectly through magnetic parameters.

It is clear that the generalized equation system (15) differs in certain (underlined) terms for different given forms of the ionized gas electroconductivity variation law (1). The equation system (15), written here, is suitable in the case when the electroconductivity  $\sigma$  changes according to the law (1 c). For the law forms (1 a) and (1 b), the underlined terms in the dynamic and energy equations are:

$$(a) \quad \underline{+\frac{g_1}{B^2} \frac{\rho_e}{\rho} \left(1 - \frac{\partial \phi}{\partial \eta}\right)} \quad \underline{-\frac{2\kappa g_1 \rho_e}{B^2 \rho} \frac{\partial \phi}{\partial \eta} \left(1 - \frac{\partial \phi}{\partial \eta}\right)} \quad (15')$$

$$(b) \quad \underline{-\frac{g_1}{B^2} \frac{\rho_e}{\rho} \frac{\partial \phi}{\partial \eta} \left(1 - \frac{\partial \phi}{\partial \eta}\right)} \quad \underline{+\frac{2\kappa g_1 \rho_e}{B^2 \rho} \left(\frac{\partial \phi}{\partial \eta}\right)^2 \left(1 - \frac{\partial \phi}{\partial \eta}\right)}, \quad (15'')$$

respectively.

## 4 Solutions of the obtained equations

Solution of the obtained equation system (15), i.e., (15') or (15'') is practically possible only when there is only a small number of similarity parameters (n-parametric approximation). If it is presumed that all the parameters, starting from the second one equal zero, and if the derivations with respect to compressibility and magnetic parameters are neglected, the system is remarkably simplified. In the so-called three-parametric twice-localized approximation ( $\partial/\partial\kappa = 0$ ,  $\partial/\partial g_1 = 0$ ) the equation system (15) reduces to:

$$\begin{aligned} \frac{\partial}{\partial\eta} \left( Q \frac{\partial^2\phi}{\partial\eta^2} \right) + \frac{aB^2 + (2-b)f_1}{2B^2} \phi \frac{\partial^2\phi}{\partial\eta^2} + \frac{f_1}{B^2} \left[ \frac{\rho_e}{\rho} - \left( \frac{\partial\phi}{\partial\eta} \right)^2 \right] \frac{g_1}{B} \frac{\partial\phi}{\partial\eta} \frac{\partial^2\phi}{\partial\eta^2} = \\ = \frac{F_m f_1}{B^2} \left( \frac{\partial\phi}{\partial\eta} \frac{\partial^2\phi}{\partial\eta \partial f_1} - \frac{\partial\phi}{\partial f_1} \frac{\partial^2\phi}{\partial\eta^2} \right), \\ \frac{\partial}{\partial\eta} \left( \frac{Q}{Pr} \frac{\partial\bar{h}}{\partial\eta} \right) + \frac{aB^2 + (2-b)f_1}{2B^2} \phi \frac{\partial\bar{h}}{\partial\eta} - \frac{2\kappa f_1}{B^2} \frac{\rho_e}{\rho} \frac{\partial\phi}{\partial\eta} + 2\kappa Q \left( \frac{\partial^2\phi}{\partial\eta^2} \right)^2 + \\ + \frac{2\kappa g_1}{B} \left( \frac{\partial\phi}{\partial\eta} \right)^2 \frac{\partial^2\phi}{\partial\eta^2} = \frac{F_m f_1}{B^2} \left( \frac{\partial\phi}{\partial\eta} \frac{\partial\bar{h}}{\partial f_1} - \frac{\partial\phi}{\partial f_1} \frac{\partial\bar{h}}{\partial\eta} \right); \end{aligned} \quad (16)$$

$$\eta = 0 : \quad \phi = \frac{\partial\phi}{\partial\eta} = 0, \quad \bar{h} = \bar{h}_w = const,$$

$$\eta \rightarrow \infty : \quad \frac{\partial\phi}{\partial\eta} \rightarrow 1, \quad \bar{h} \rightarrow \bar{h}_e = 1 - \kappa.$$

For electroconductivity variation laws (1 a) and (1 b), the underlined terms change and have a form as with (15') i.e. (15''). Under these conditions, the expression for the characteristic function  $F_m$  is also remarkably simplified. In our studies, while solving the equation system (16), the exact expression (7) has been used; of course according

to the corresponding form of the electroconductivity variation law. By analogy with dissociated gas [3], the following approximate formulae are used for the non-dimensional function  $Q$  and for the densities ratio  $\rho_e/\rho$  :

$$Q = Q(\bar{h}) \approx \left( \frac{\bar{h}_w}{h} \right)^{1/3}, \quad \frac{\rho_e}{\rho} \approx \frac{\bar{h}}{1 - \kappa}; \quad (17)$$

while the usual values are accepted for Prandtl number  $Pr = 0.712$  (air), and the constants  $a$  and  $b$  are:  $a = 0.4408$ ;  $b = 5.7140$ .

The parametric equation system (16) has been numerically solved using the finite differences method.

The system is, according to the written program in FORTRAN language [6], solved for several different values of the parameters  $\kappa$  and  $g_1$ , given in advance, as well as for the enthalpy  $\bar{h}_w$ . Out of many obtain results in a form of tables, only some, in a form of the corresponding diagrams (Fig. 1. - Fig. 6.) are given here, and those are for the presumed ionized gas electroconductivity laws.

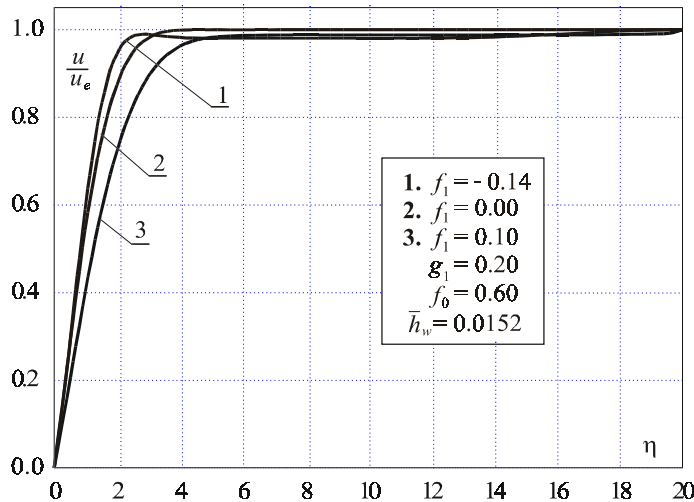


Fig. 1. (a) Distribution of the non-dimensional velocity



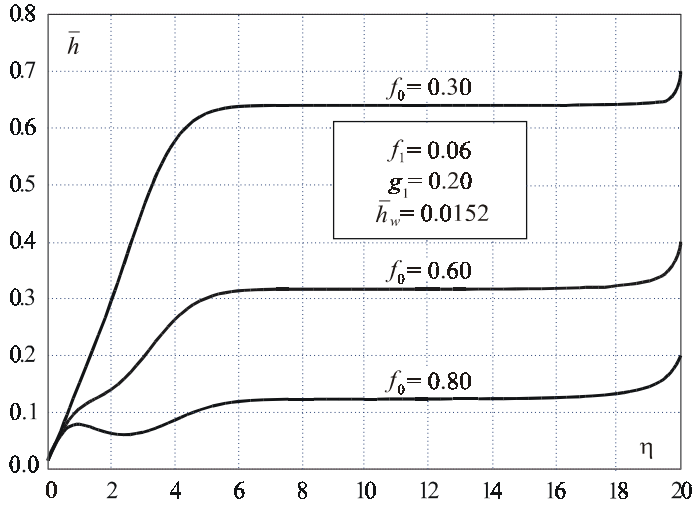


Fig. 2. (a) Distribution of the non-dimensional enthalpy for different values of the parameter  $f_0$

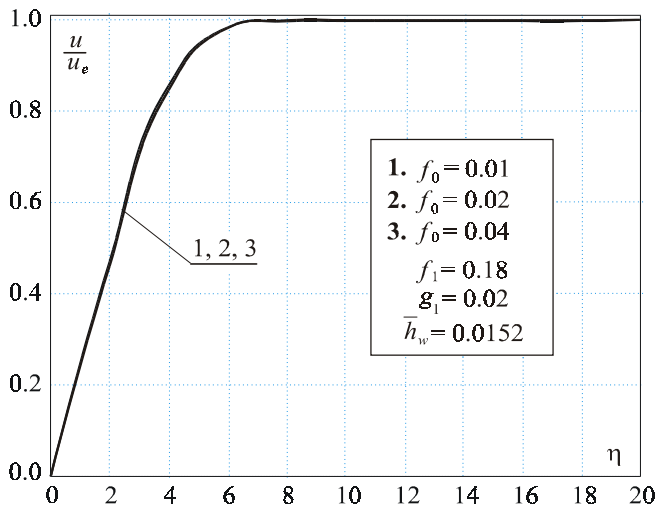


Fig. 3. (b) Distribution of the non-dimensional velocity

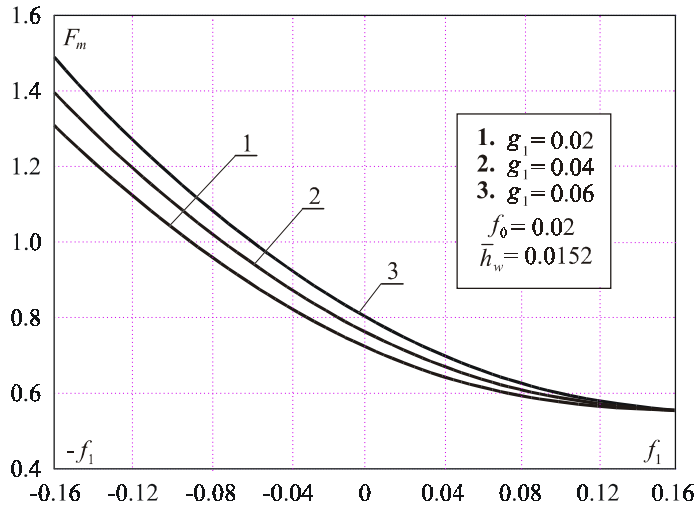


Fig. 4. (b) The characteristic of the boundary layer

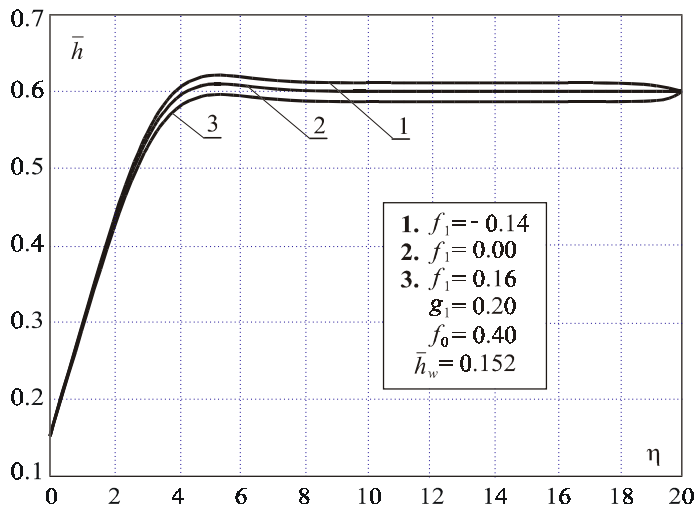


Fig. 5. (c) Distribution of the non-dimensional enthalpy

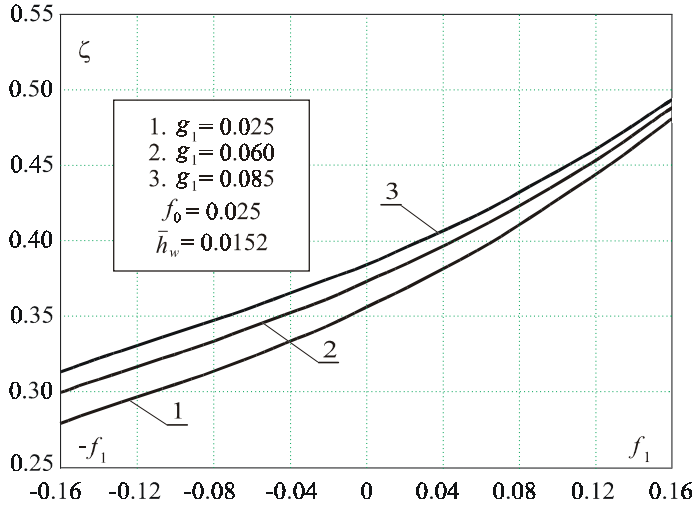


Fig. 6. (c) The non-dimensional function of the friction

## 5 Conclusions

Based on the given and other diagrams, the following has been concluded:

- The non-dimensional velocity  $u/u_e$  converges very fast towards one for all the values of the compressibility parameter and different values of the form parameter and the magnetic parameter.
- Here the compressibility parameter  $\kappa$  has a negligible influence on distribution of the non-dimensional velocity in the boundary layer.
- This parameter has a great influence on distribution of the enthalpy in the boundary layer.

It is pointed out that the given conclusions are in total agreement with the conclusions which are valid for similar compressible fluid flow problems (dissociated gas). These conclusions are valid for all three forms of the ionized gas electroconductivity variation law.

It can be stated, with certainty, that distributions of physical values at the boundary layer for other possible forms of electroconductivity variation law will be identical with the ones obtained in this paper.

## References

- [1] Z.Boricic, D.Nikodijevic and D.Zivkovic, One problem of a steady plane MHD boundary layer (in Serbian), In Proceedings of the YUCTAM, 19th. Yugoslav Congress of Theoretical and Applied Mechanics, Ohrid, (1990), 213-217.
- [2] Z.Boricic, D.Nikodijevic and B.Obrovic, Unsteady flow of liquid whose electroconductivity is a function of longitudinal velocity gradient in MHD boundary layer at the body (in Serbian), In Proceedings of the YUCTAM, 20th. Yugoslav Congress of Theoretical and Applied Mechanics, Kragujevac, (1993), 136-139.
- [3] N.V.Krivtsova, Parameter method of solving of the laminar boundary layer equations with axial pressure gradient in the conditions of balance dissociation (in Russian), Engineering-Physical Journal X (2), (1966), 143-153.
- [4] L.G.Loitsianskii, Laminar boundary layer (in Russian), Fizmatgiz, Moscow, 1962.
- [5] B.Obrovic, Boundary layer of disassociated gas (in Serbian), Monograph, University of Kragujevac, Kragujevac, 1994.
- [6] V.Saljnikov and U.Dallmann, Verallgemeinerte Ähnlichkeitslösungen für dreidimensionale, laminare, stationäre, kompressible Grenzschichtströmungen an schiebenden profilierten Zylindern, Institut für Theoretische Strömungsmechanik, DLR-FB 89-34, Göttingen, 1989.
- [7] V.Saljnikov, Z.Boricic and D.Nikodijevic, Parametric method in unsteady MHD boundary layer theory of fluid with variable electroconductivity, Facta Universitatis, Vol. 2, No 7/2, (1997), 331-340.
- [8] T.Watanabe and I.Pop, Thermal boundary layer in magnetohydrodynamic flow over a flat plate in the presence of a transverse magnetic field, Acta Mech., 105, (1994), 233 - 238.

**V.Saljniov**

Nevesinjska 17  
11000 Belgrade  
Yugoslavia

**B.Obrović and S.Savić**

Faculty of Mechanical Engineering  
University of Kragujevac  
Sestre Janjić 6  
34000 Kragujevac  
Yugoslavia  
e-mail: slsavic@ptt.yu

**Strujanje jonizovanog gasa u graničnom sloju za različite  
oblike zakona promene elektroprovodnosti**

UDK 533.95; 537.56

U radu se istražuje strujanje jonizovanog gasa za različite oblike zakona promene njegove elektroprovodnosti. Najpre je smatrano da je elektroprovodnost gasa određena zakonom  $\sigma = \sigma(x)$ . Zatim je, pod uticajem MHD, usvojeno da je zakon promene elektroprovodnosti određen izrazom  $\sigma = \sigma_0(1 - u/u_0)$ . Na kraju je razmatrano strujanje jonizovanog gasa i za slučaj kada je elektroprovodnost gasa funkcija gradijenta podužne brzine. Za sve navedene slučajeve jednačine graničnog sloja su pogodnim transformacijama dovedene na odgovarajući uopšteni oblik. Dobijene univerzalne jednačine su numerički rešavane u tzv. troparametarskom približenju. Na bazi dobijenih rešenja grafički je prikazano ponašanje fizičkih veličina i karakteristika graničnog sloja. Izvedeni su zaključci o uticaju pojedinih parametara na raspodele fizičkih veličina u graničnom sloju.